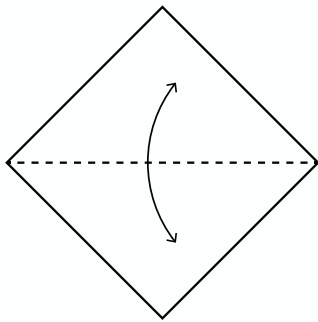
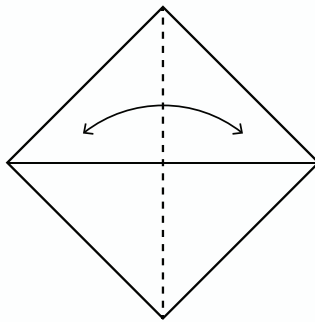


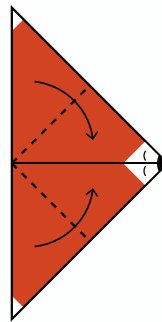
RED PANDA ORIGAMI



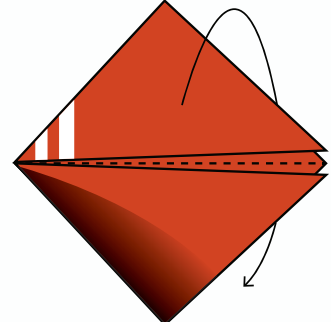
1. Fold in half to make creases and fold back



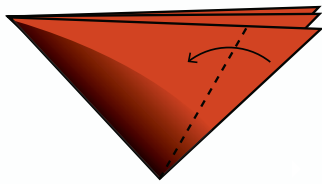
2. Fold in half



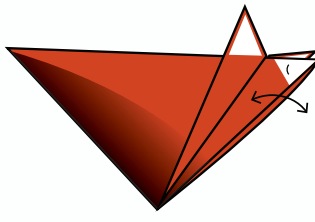
3. Fold to meet the centre line



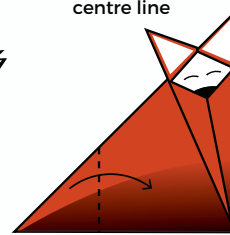
4. Fold in half



5. Fold on the dotted line



6. Open and flatten centre part



7. Fold on the dotted line



8. Fold on the dotted line

