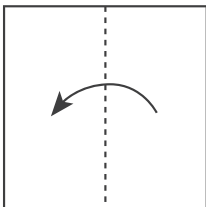



# FROG ORIGAMI



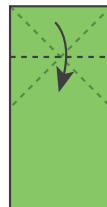
1. Start with your paper white side up. Fold in half.



2. Fold the top right corner down and then back.



3. Fold the top left corner down and then back.



4. Fold the top towards the centre and then back.



5. Push the sides in and flatten to create a triangle.



6. Fold the bottom corners of the triangle upwards.




7. Fold the sides towards the centre.



8. Fold the bottom upwards along the dotted line.



9. Fold the base in half.



10. Turn over. Your frog is complete!